

May 18, 2026

Ref No.AASML/PSX/25-26/FINANCIAL RESULT/MAR-26

The General Manager,  
M/s. Pakistan Stock Exchange Limited;  
Stock Exchange Building,  
Stock Exchange Road,  
Karachi.

Sub: FINANCIAL RESULTS FOR THE HALF YEAR ENDED MARCH 31, 2026

Dear Sir,

We have to inform you that the Board of Directors of our Company in their meeting held on Monday, May 18, 2026 at 11:00 AM at Karachi recommended the following:

(i) **CASH DIVIDEND**

An Interim Cash Dividend for the quarter ended at Rs. 7.50 per share i.e. 75%. This is in addition to Interim Dividend(s) already paid at Nil per share i.e. Nil

(ii) **BONUS SHARES**

NIL

(iii) **RIGHT SHARES**

NIL

The unaudited Condensed Interim Financial Results as approved by the Board of Directors along with Statement of Comprehensive Income, Statement of Financial Position, Statement of Changes in Equity and Statement of Cash Flows of the Company are appended as Annexure A.

**NOTE:**


1. As a matter of emphasis, the auditor has given a paragraph about uncertainty related to the outcome of the lawsuit filed against the company and others by a non-executive Director of the company.


2. Consolidated Profit & Loss Accounts: Not Applicable

The Share Transfer Books of the Company will remain closed from June 02, 2026 to June 04, 2026 (both days inclusive). Transfers received at the Share Registrar Department M/s. CDC Share Services Limited; Karachi, at the close of business on June 01, 2026 will be treated in time for the purpose of above entitlement to the transferees.

The Quarterly Report of the Company for the period ended March 31, 2026 will be transmitted through PUCARS separately, within the specified time.

Regards,

  
**ZUHAIR ABBAS**  
Company Secretary



AL-ABBAS SUGAR MILLS LIMITED  
 CONDENSED INTERIM STATEMENT OF PROFIT OR LOSS (UN-AUDITED)  
 FOR THE HALF YEAR AND QUARTER ENDED MARCH 31, 2026

	Note	Half Year Ended		Quarter Ended	
		March 31, 2026	March 31, 2025	March 31, 2026	March 31, 2025
----- (Rupees in '000) -----					
Turnover - net	16	4,553,619	6,907,015	1,842,322	2,132,861
Cost of sales		(3,405,474)	(5,698,651)	(1,270,174)	(1,348,684)
Gross profit		1,148,145	1,208,364	572,148	784,177
Distribution cost		(538,812)	(303,896)	(227,322)	(184,246)
Administrative expenses		(117,536)	(101,501)	(59,805)	(51,829)
Other operating expenses		(39,924)	(108,404)	(19,875)	(60,867)
		(696,272)	(513,801)	(307,002)	(296,942)
Operating profit		451,873	694,563	265,146	487,235
Finance cost		(101,420)	(137,514)	(46,015)	(54,012)
Other income		248,288	402,978	65,914	278,604
Profit before levy and taxation		598,741	960,027	285,045	711,827
Levy		(107,961)	(125,205)	(38,370)	(99,503)
Profit before taxation		490,780	834,822	246,675	612,324
Taxation		(119,282)	(233,645)	(70,885)	(175,498)
Profit after taxation		371,498	601,177	175,790	436,826
Basic and diluted earnings per share - Rupees	15	21.40	34.63	10.12	25.16

The annexed notes from 1 to 25 form an integral part of these financial statements.

  
 Chief Executive


Director

  
 Chief Financial Officer

AL-ABBAS SUGAR MILLS LIMITED  
 CONDENSED INTERIM STATEMENT OF OTHER COMPREHENSIVE INCOME (UN-AUDITED)  
 FOR THE HALF YEAR ENDED MARCH 31, 2026

	Half Year Ended		Quarter Ended	
	March 31, 2026	March 31, 2025	March 31, 2026	March 31, 2025
	----- (Rupees in '000) -----			
Profit after taxation	371,498	601,177	175,790	436,826
Other comprehensive income for the period (Loss) / gain on remeasurement of investments at fair value through other comprehensive income - net of tax	(116,085)	47,603	(90,125)	(3,357)
<b>Total comprehensive income for the period</b>	<b>255,413</b>	<b>648,780</b>	<b>85,065</b>	<b>433,469</b>

The annexed notes from 1 to 25 form an integral part of these financial statements.

  
 Chief Executive

Director

  
 Chief Financial Officer

AL-ABBAS SUGAR MILLS LIMITED  
CONDENSED INTERIM STATEMENT OF FINANCIAL POSITION (UN-AUDITED)  
AS AT MARCH 31, 2026

		March 31, 2026 (Un-audited)	September 30, 2025 (Audited)
	Note	----- (Rupees in '000) -----	
<b>ASSETS</b>			
<b>NON CURRENT ASSETS</b>			
Property, plant and equipment	8	1,675,580	1,535,207
Investment property		126	133
Right-of-use assets		25,532	29,396
Long term investments		270,103	399,191
Long term deposits		19,466	19,461
		1,990,807	1,983,388
<b>CURRENT ASSETS</b>			
Biological assets		464	2,427
Stores and spares		240,197	314,459
Stock-in-trade	9	8,556,427	2,375,453
Trade debts		7,727	99,440
Loans and advances		751,491	243,772
Trade deposits and short term prepayments		83,084	70,018
Short term investments	10	157,222	7,312,771
Other receivables		906,632	150,201
Interest accrued		1,454	4,241
Cash and bank balances	11	1,091,030	1,347,627
		11,795,728	11,920,409
<b>TOTAL ASSETS</b>		<b>13,786,535</b>	<b>13,903,797</b>
<b>EQUITY AND LIABILITIES</b>			
<b>SHARE CAPITAL AND RESERVES</b>			
Authorized capital			
40,000,000 (2025: 40,000,000) shares of Rs. 10 each		400,000	400,000
Issued, subscribed and paid-up capital			
17,362,300 (2025: 17,362,300) ordinary shares of Rs. 10 each		173,623	173,623
Accumulated reserves		8,250,582	8,220,879
		8,424,205	8,394,502
<b>NON CURRENT LIABILITIES</b>			
Lease liability		20,554	20,596
Market committed fee payable		21,527	21,557
Deferred taxation		131,136	147,346
		173,217	189,499
<b>CURRENT LIABILITIES</b>			
Trade and other payables		1,788,309	1,770,062
Accrued markup		17,833	57,078
Short term borrowings	12	3,019,101	3,064,683
Current portion of non-current liabilities		4,571	8,856
Unclaimed dividend		72,039	70,407
Provision for taxation		287,260	348,710
		5,189,113	5,319,796
<b>Total Equity and Liabilities</b>		<b>13,786,535</b>	<b>13,903,797</b>
<b>CONTINGENCIES AND COMMITMENTS</b>			
	13		

The annexed notes from 1 to 25 form an integral part of these financial statements.

Chief Executive

Director

Chief Financial Officer

AL-ABBAS SUGAR MILLS LIMITED  
CONDENSED INTERIM STATEMENT OF CHANGES IN EQUITY (UN-AUDITED)  
FOR THE HALF YEAR ENDED MARCH 31, 2026

	Reserves						Total Shareholders' Equity
	Issued, subscribed and paid up capital	Revenue reserves			Capital reserves	Total Reserves	
		General reserve	Unappropriated profit	Subtotal	Other comprehensive income		
	(Rupees in '000)						
Balance as at October 1, 2024 (Audited)	173,623	1,458,000	6,439,794	7,897,794	(70,185)	7,827,609	8,001,232
Profit after taxation	-	-	601,177	601,177	-	601,177	601,177
Other comprehensive income for the period	-	-	-	-	-	-	-
Gain on remeasurement of investments at fair value through other comprehensive income - net of tax	-	-	-	-	47,603	47,603	47,603
Realised gain on sale of investment at fair value through other comprehensive income transferred to unappropriated profit	-	-	-	-	(6)	(6)	(6)
Total comprehensive income for the period	-	-	601,177	601,177	47,597	648,774	648,774
Transactions with owners	-	-	-	-	-	-	-
Final Dividend 2024: Rs. 25 per share	-	-	(434,058)	(434,058)	-	(434,058)	(434,058)
Balance as at March 31, 2025 (Un-Audited)	173,623	1,458,000	6,606,913	8,064,913	(22,588)	8,042,325	8,215,948
Balance as at October 1, 2025 (Audited)	173,623	1,458,000	6,651,673	8,109,673	111,206	8,220,879	8,394,562
Profit after taxation	-	-	371,498	371,498	-	371,498	371,498
Other comprehensive income for the period	-	-	-	-	-	-	-
Loss on remeasurement of investments at fair value through other comprehensive income - net of tax	-	-	-	-	(116,085)	(116,085)	(116,085)
Total comprehensive income for the period	-	-	371,498	371,498	(116,085)	255,413	255,413
Transactions with owners	-	-	-	-	-	-	-
Final Dividend 2025: Rs. 13 per share	-	-	(225,710)	(225,710)	-	(225,710)	(225,710)
Balance as at March 31, 2026 (Un-Audited)	173,623	1,458,000	6,797,461	8,255,461	(4,879)	8,250,582	8,424,205

The annexed notes from 1 to 25 form an integral part of these financial statements.

Chief Executive

Director

Chief Financial Officer

AL-ABBAS SUGAR MILLS LIMITED  
 CONDENSED INTERIM STATEMENT OF CASH FLOWS (UN-AUDITED)  
 FOR THE HALF YEAR ENDED MARCH 31, 2026

	Note	March 31, 2026 ------(Rupees in '000)-----	March 31, 2025
<b>CASH FLOWS FROM OPERATING ACTIVITIES</b>			
Cash (used in) / generated from operations	14	(6,753,706)	106,512
Finance cost paid		(138,250)	(114,684)
Workers' Profit Participation Fund paid		(414)	-
Market committee fees paid		(1,000)	(1,000)
Taxes and levy paid		(291,901)	(180,325)
Long term deposits paid		(5)	-
Long term loans recovered		-	74
		(431,570)	(295,935)
Net cash used in operating activities		(7,185,276)	(189,423)
<b>CASH FLOWS FROM INVESTING ACTIVITIES</b>			
Addition to property, plant and equipment		(199,244)	(40,081)
Proceed from disposal of long term investment		-	201
Disposal of investments in Mutual Funds, TDRs and T-Bills - net		7,356,597	794,163
Interest / markup received		43,932	8,963
Dividend received		4,069	1,125
Net cash generated from investing activities		7,205,354	764,371
<b>CASH FLOWS FROM FINANCING ACTIVITIES</b>			
Repayment of lease rentals		(7,014)	(5,379)
Dividend paid		(224,078)	(431,917)
Short term borrowing obtained - net		(45,583)	(153,330)
Net cash used in financing activities		(276,675)	(590,626)
Net decrease in cash and cash equivalents		(256,597)	(15,678)
Cash and cash equivalents at beginning of the year		1,347,627	86,062
Cash and cash equivalents at the end of the period	11	1,091,030	70,384

The annexed notes from 1 to 25 form an integral part of these financial statements.

  
 Chief Executive

Director

  
 Chief Financial Officer