



Corporate Briefing Session

November 21, 2025



AGENDA

1 Company Profile

2 Product Portfolio

3 Pharmaceutical Industry Highlights

4 Financial Performance

5 Questions and Answers Session

Company Information

Incorporation



Incorporated in 2006 as Public Unlisted Company, Subsequently listed on Pakistan Stock Exchange in Oct-2024.

Founding Sponsors



Joint venture between Grupo Empresarial Bagó S.A and Ferozsons Laboratories Limited

ISO Certifications



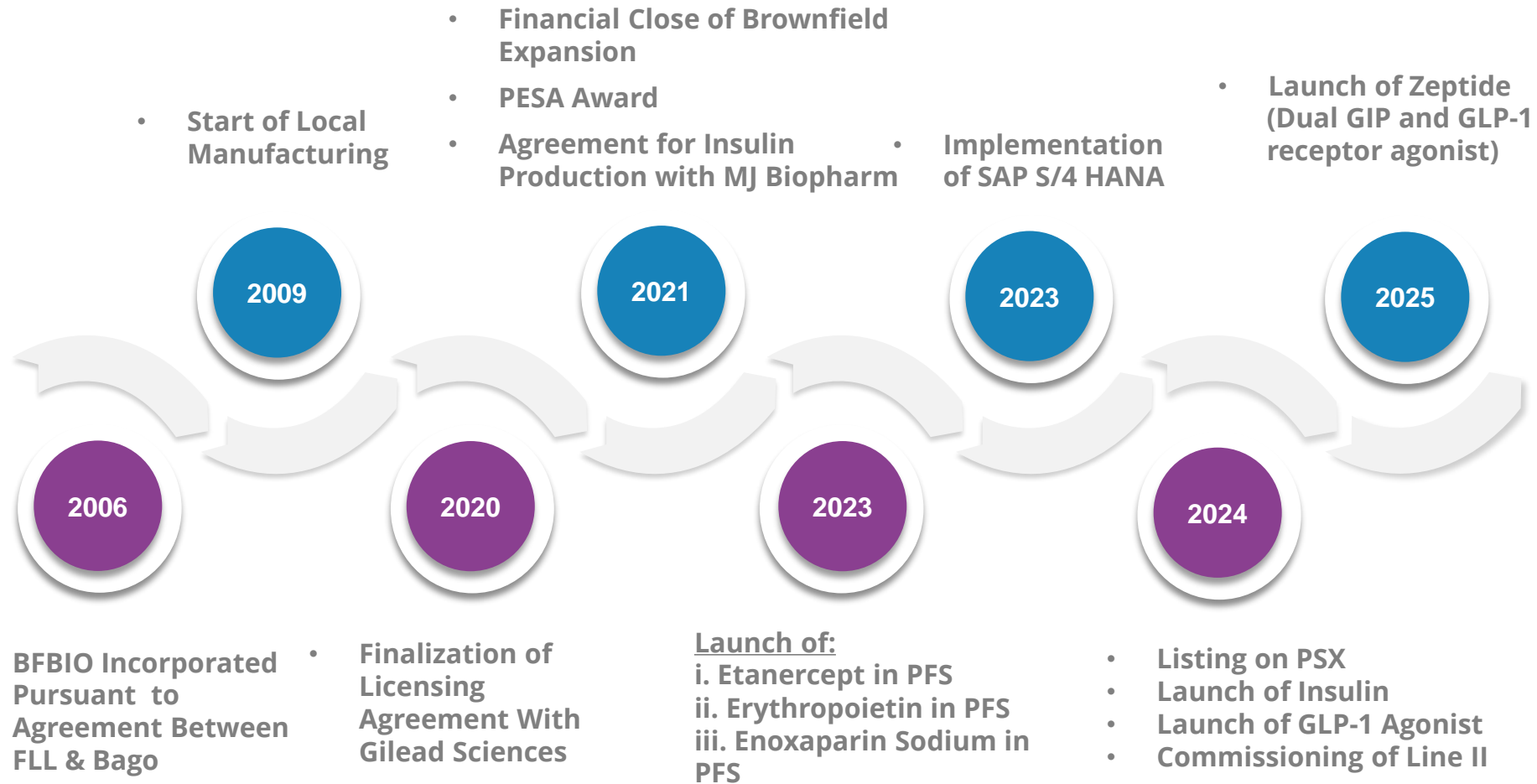
ISO 9001, 45000 and 14001 Certified.

Principle Business



Primarily Engaged in the Imports, Manufacture and Sale of Pharmaceutical Products (Biologicals and Non-Biologicals)

Key Milestones



Line II Expansion



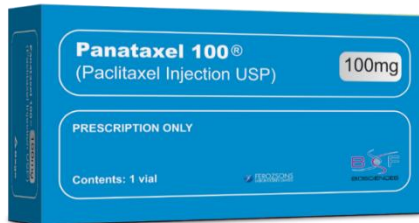
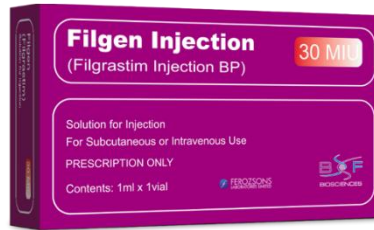
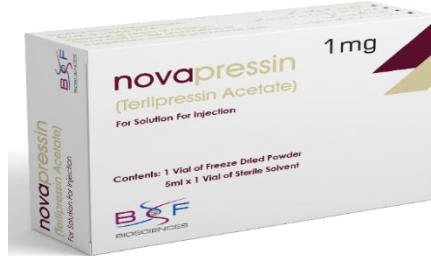
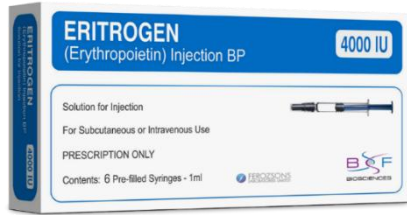
Line II Expansion



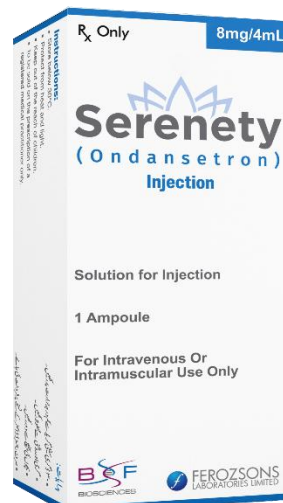
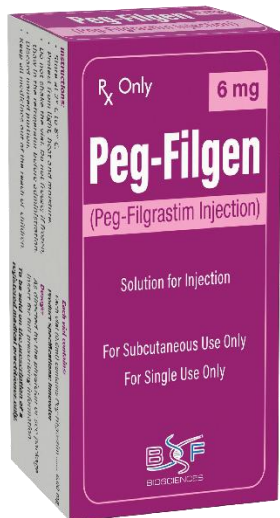
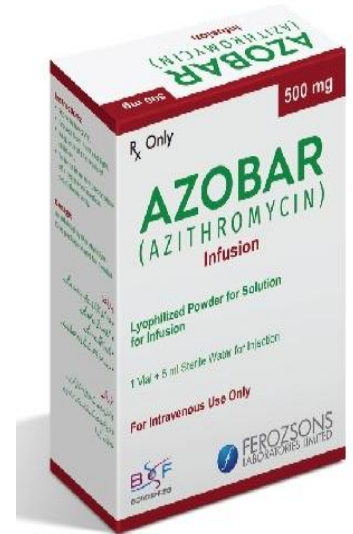
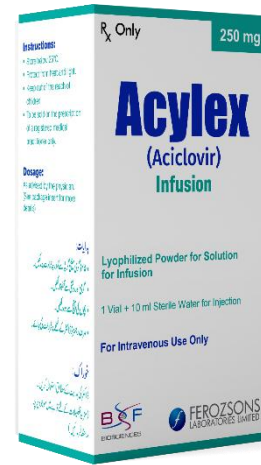
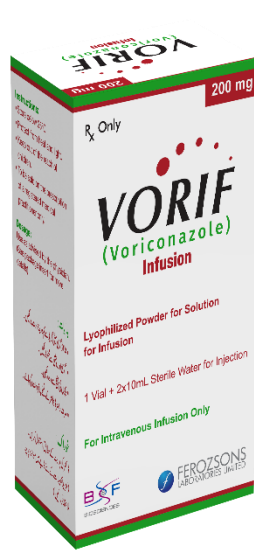
AGENDA

| | |
|---|------------------------------------|
| 1 | Company Profile |
| 2 | Product Portfolio |
| 3 | Pharmaceutical Industry Highlights |
| 4 | Financial Performance |
| 5 | Questions and Answers Session |

Existing Key Brands



Recent Product launches



AGENDA

- 1 Company Profile
- 2 Product Portfolio
- 3 Pharmaceutical Industry Highlights
- 4 Financial Performance
- 5 Questions and Answers Session

Pharmaceutical Industry Highlights

| | | |
|---|---------------------------|--|
| 1 | Market Size | Overall Pakistan's Retail Pharma Market stands at Rs. 1.12 Trillion. |
| 2 | Growth and CAGR | Growth over last year stands at 17.28%, whereas last 5 years CAGR stands at 17.54%. |
| 3 | Top Corporates | Approx. 97.3% market share is held by top 100 pharma corporates in Pakistan. |
| 4 | Market Share Top Channels | Retail pharmacy channel captures share of approx. 58.67%. |
| 5 | New Launches | 775 new products have been launched, which nearly contributes 1.42% of the market share. |

AGENDA

1 Company Profile

2 Product Portfolio

3 Pharmaceutical Industry Highlights

4 Financial Performance

5 Questions and Answers Session

Financial Performance – Year Ended 30 June 2025

INCOME STATEMENT

PKR 5,837 Mn+  **60% YoY**
REVENUE – FY 2025

PKR 447 Mn+  **16% YoY**
NPAT - FY 2025

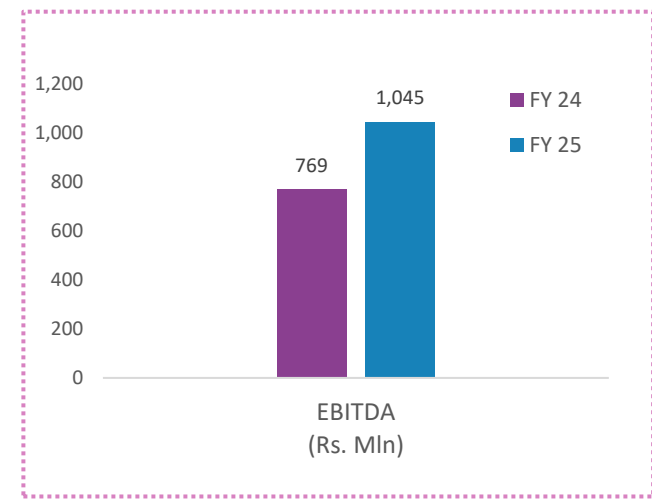
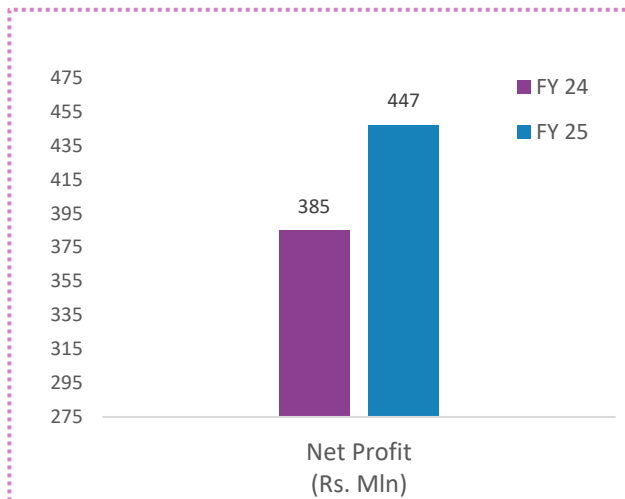
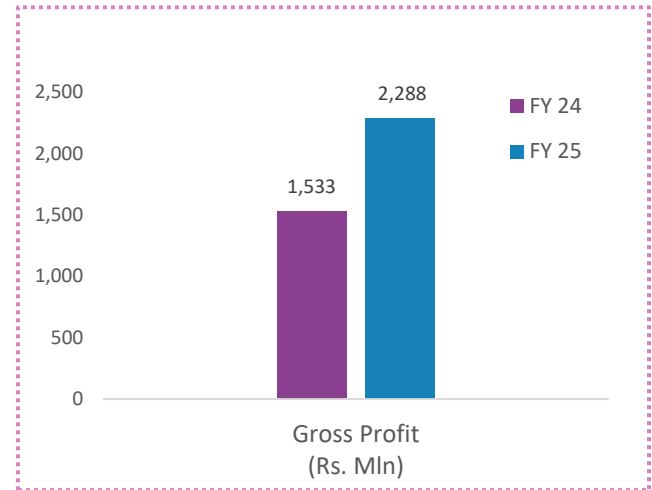
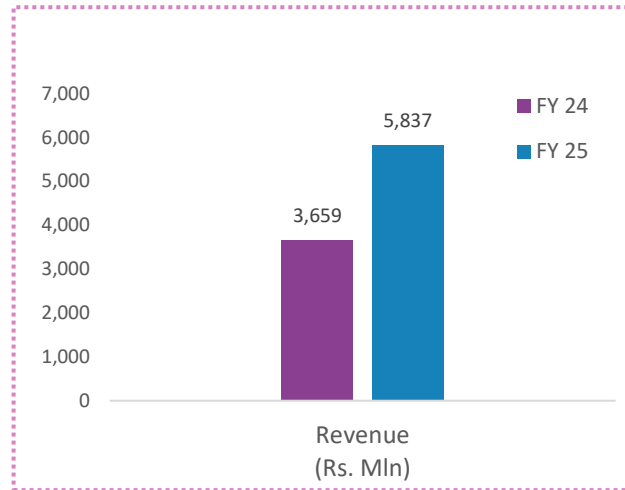
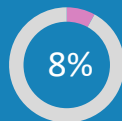
GROSS MARGIN



EBITDA MARGIN



NET PROFIT MARGIN



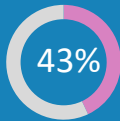
Financial Performance – First Quarter Ended 30 September 2025

INCOME STATEMENT

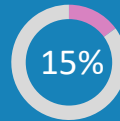
PKR 2,432Mn+ **75% YoY**
REVENUE – 3MFY 2026

PKR 160 Mn+ **38% YoY**
NPAT - 3MFY 2026

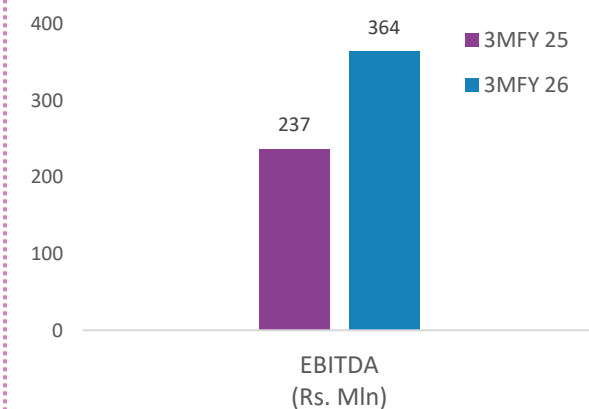
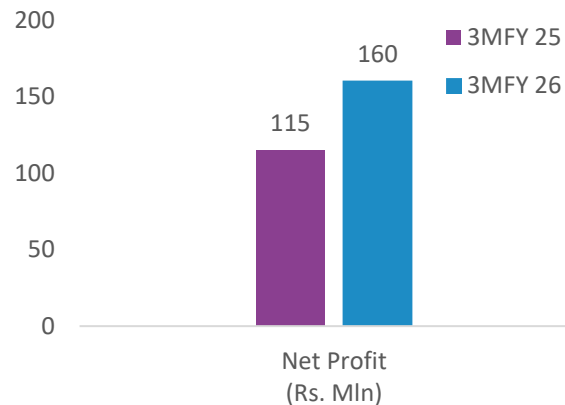
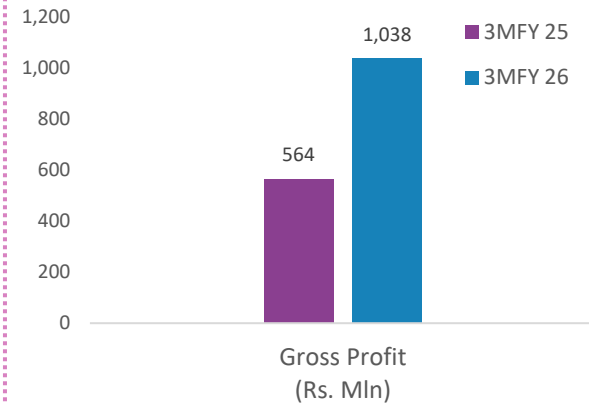
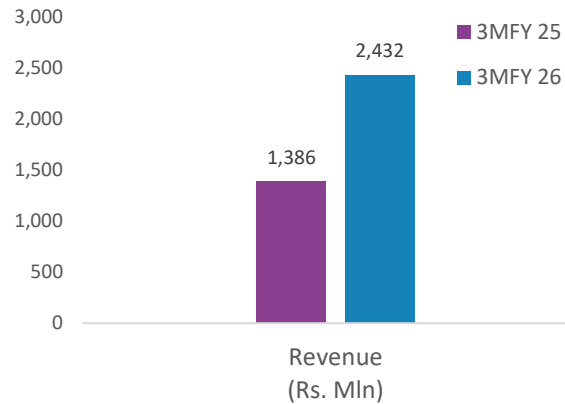
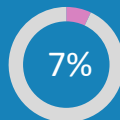
GROSS MARGIN



EBITDA MARGIN



NET PROFIT MARGIN



AGENDA

- 1 Company Profile
- 2 Product Portfolio
- 3 Pharmaceutical Industry Highlights
- 4 Financial Performance
- 5 Questions and Answers Session

Questions and Answers Session



THANK YOU