



BLESSED TEXTILES LIMITED

NOTICE OF CORPORATE BRIEFING SESSION

Notice is hereby given that the Corporate Briefing Session (CBS) of the Blessed Textiles Limited "Company" will be held on Friday, 21st November, 2025 at 04:20 pm virtually through video link facility, "Zoom" which is available on Google Play or Apple App Store.

The analyst community and shareholders can access with following ID and password:

Join Zoom Meeting

<https://us05web.zoom.us/j/4444034718?pwd=dTlrcUxGTWdzWEowci9qV01uMm4vUT09>

Meeting ID: 444 403 4718

Passcode: btlcorp

The session aimed for an interaction amid the management of the company and the investor community along with the shareholders of the company whereby the company undertakes the opportunity to apprise them about the economic environment it operates along with the financial performance of the company for the year ended June 30, 2025.

Guidelines for Online Participants:

- The participants can attend the CBS session either through their smart phones or computer devices.
- Participants are requested to dial in (10) ten minutes prior to the schedule of meeting.
- In order to attend the meeting, it's mandatory that you should enter your name and institution in the following format 'Full Name - Institution' (in case of Analyst) and 'Full Name - Folio Number' (in case of member).
- Participants are requested to stay on 'Mute' and 'off Camera' mode during presentation.
- In case of any question or comment, participant is either requested to type in a question in the chat box or raise his/her hand which will appear on the participants list.
- Moderator will request participant to comment once they have written their request on chat.

(By the order of the Board)

Ghulam Mohiuddin
(Company Secretary)
November 14, 2025



BLESSED TEXTILES LIMITED

CORPORATE BRIEFING SESSION - 2025

Disclaimer

The presentation prepared by Blessed Textiles Ltd is intended solely for discussion among participants of the corporate briefing session. It is not designed for use by investors or prospective investors. No statement, information, or representation shared during the session should be interpreted as financial advice or a recommendation to buy, hold, or sell any securities without careful and independent consideration.

We strongly advise that before acting on any information or remarks presented during the discussion, participants should independently verify the relevance, accuracy, and appropriateness of such information.



Table of Contents

- Introduction
- Corporate Information
- Group Structure
- Economic Outlook
- Key Performance Indicators
- Financial Performance
- Historical Data
- Question and Answers
- Thank You Note

Introduction

The Blessed Textiles Ltd (“Company”) incorporated in 1987 and operated under the common management of the Umer Group. The company’s management is pioneered in textile sector based on extensive experience coupled with through knowledge both locally and globally.

The company operates with three spinning units with 87,888 spindles and one weaving unit with 150 looms located in Punjab produces high quality yarn and fabric for domestic consumption and international markets. The company enjoys a remarkable share and exported around 45 percent of its total revenue to the European Union , USA and Far East during the current year.

The company posted a loss before and after tax of PKR -96.881 million in June 30, 2025 as compared to corresponding year where it posted a substantial loss after tax of PKR -1,706.231 million. The sales declined marginally by 4 percent during the corresponding years however, gross margin increased from 4 percent to 7 percent during the corresponding year ending June 30, 2025.

The company is currently experiencing an increase in inventory levels, primarily driven by intense competition from regional textile producers.

The elevated inventory largely due to :

Slower global demand for cotton yarn.


Ongoing geopolitical tensions.

Stricter sustainability regulations.

Imposition of tariffs by the United States.

All these factors have intensified pressure on the textile sector.

Additionally, recent tax reforms such as the rise in advance turnover tax and the sector's inclusion in the standard tax regime have compounded financial challenges for textile manufacturers.



Corporate Information

6

Incorporation

The company **Blessed Textiles Limited** established in September 1987.

Symbol

BTL

Legal Status

Public Limited Company.

Capital

Authorized Capital - 65,000,000

Issued Paid-up Capital - 64,320,000

(Ordinary Share of Rs.10 each)

Associated Undertakings

Bhanero Textiles Mills Ltd

Faisal Spinning Mills Ltd



Registered and Liaison Office

Registered office of the company is located at Umer House, 23/1, Sector 23, K.I.A , Karachi.

Liaison office of the company is located at City Towers, Main Boulevard, Gulberg-II, Lahore.

Manufacturing Units

- i) Spinning Unit I with an installed capacity of 24,864 spindles, located at Sheikhpura, Punjab
- ii) Weaving Unit II with an installed capacity of 140 air jet looms, located at Sheikhpura, Punjab.
- iii) Spinning Unit III with an installed capacity of 43,776 spindles, located at Sheikhpura, Punjab.
- iv) Spinning Unit IV with installed capacity of 19,056 spindles in Punjab.

Credit Rating

The entity's rating has been reaffirmed at 'A/A-1' (Single A/A-One)) with 'Stable' outlook on given ratings is based on assessment by Messer's VIS Credit Rating Company Limited on February 6, 2025.


Governing Board

The governing board comprised of ten(10) members and all the appointments of independent, executive, non-executive and female directors are in line under the under Code of Corporate Governance Regulations, 2019. All the members of the governing board are accredited under Directors Training Program.

Sr	Names of Directors	Designation
1	Mr. Mohammad Salim	Director
2	Mr. Mohammad Shaheen	Executive Director
3	Mr. Adil Shakeel	Executive Director
4	Mr. Khurram Salim	Director
5	Mr. Bilal Sharif	Director
6	Mr. Muhammad Amin	Executive Director / CEO
7	Mr. Tauqeer Ahmed Sheikh	Independent Director
8	Mr. Mustafa Tanvir	Independent Director
9	Mr. Asif Elahi	Independent Director
10	Mrs. Samia Bilal	Female Director

Categories of Shareholders as at June 30, 2025

Sr	Categories of Shareholders	Numbers Of Shareholders	Shares Held	Percentage %
1	Directors, Chief Executive Officer, and their spouse and minor children.	22	2,152,940	33.47
2	Associated Companies, Undertaking and Related Parties	19	2,172,278	33.77
3	Banks Development Financial Institutions, Non Banking Financial Institutions.	1	31	0.00
4	Insurance Company	1	393,900	6.12
5	Modarabas and Mutual Funds	1	18,500	0.29
6	Share holders holding 10%	1	1,189,160	18.49
7	General Public			
	Local	660	483,841	7.52
	Foreign	-	-	-
8	Other Companies	7	20,700	0.32
9	Joint Stock Companies	2	600	0.01
		714	6,432,000	100.00



Blessed Textiles Limited

Free Float of Shares

As on June 30, 2025

10

Total outstanding shares 6,432,000

Less :

Shares held by Directors /Sponsors 4,248,340

Government holding as Promoter /Acquirer /Controller

Shares held by Associated Undertakings 1,266,038


Shares held with General Public 57,600 5,571,978

Free Float 860,022

Total number of shares available in CDC 2,420,760

Total number of shares available in Physical Form 4,011,240

Total 6,432,000



Group Structure

11

Textiles

Bhanero Textile Mills Ltd

Spinning Unit I
Spinning Unit II
Weaving Unit III
Spinning Unit IV

Faisal Spinning Mills Ltd

Spinning Unit I
Weaving Unit II
Finishing Unit III
Stitching Unit IV

Blessed Textiles Limited

Spinning Unit I
Weaving Unit II
Spinning Unit III
Spinning Unit IV

Leather

Firhaj Footwear (Pvt) Limited

Footwear Retailing - Unit I
Footwear Manuf. - Unit II
Leather Garment - Unit III

Dairy

Umer Farms (Pvt) Limited

Milk Production Unit I

Real Estate

City Towers



Economic Outlook

In 2025, Pakistan's economy stands at a critical juncture, navigating delicately between recovery, reforms, and regional complexities. With nominal GDP estimated between \$341 and \$350 billion, the country is showing signs of stabilization after enduring prolonged inflation, political volatility and global economic headwinds. Despite its abundant natural resources and workforce, sustained economic progress hinges on deep structural reforms. The GDP depicts that country filled with untapped potential but weighed down by systemic challenges.

While the projected 2025 growth of 2.5 percent to 3.5 percent signals progress, it remains insufficient to significantly reduce unemployment or raise per capita income.

The State Bank of Pakistan's tight monetary policy in FY 2024-25, designed to control inflation, placed considerable strain on the textile sector. Elevated interest rates drove up working capital costs, discouraged investment in modernization, and eroded profitability. Combined with high energy tariffs and regulatory hurdles, these pressures undermined the sector's regional competitiveness and threatened its long-term viability and economic contribution.

In FY 2024-25, Pakistan's textile sector contributed over 60 percent of total exports , posted \$17.88 billion in export earnings which is 7.22 percent increase mostly driven by value-added segments like apparel and bedwear.

However, momentum is waning, with declines in cotton yarn and cloth exports. The sector faces mounting challenges weak global demand, trade-related geopolitical tensions, a 28 percent drop in global capacity utilization, rising energy costs, and shifting preferences toward sustainable sourcing.

Caution and strategic adaptation are essential to safeguard its competitiveness and long-term viability.

We urge policymakers to recognize the strategic importance of the textile sector and provide the necessary support to ensure its long-term viability.

Key Performance Indicators

Sales Growth YoY
-4.36%

Gross Profit
7.21%

Loss Before Tax
-0.32%

Loss After Tax
0.32%

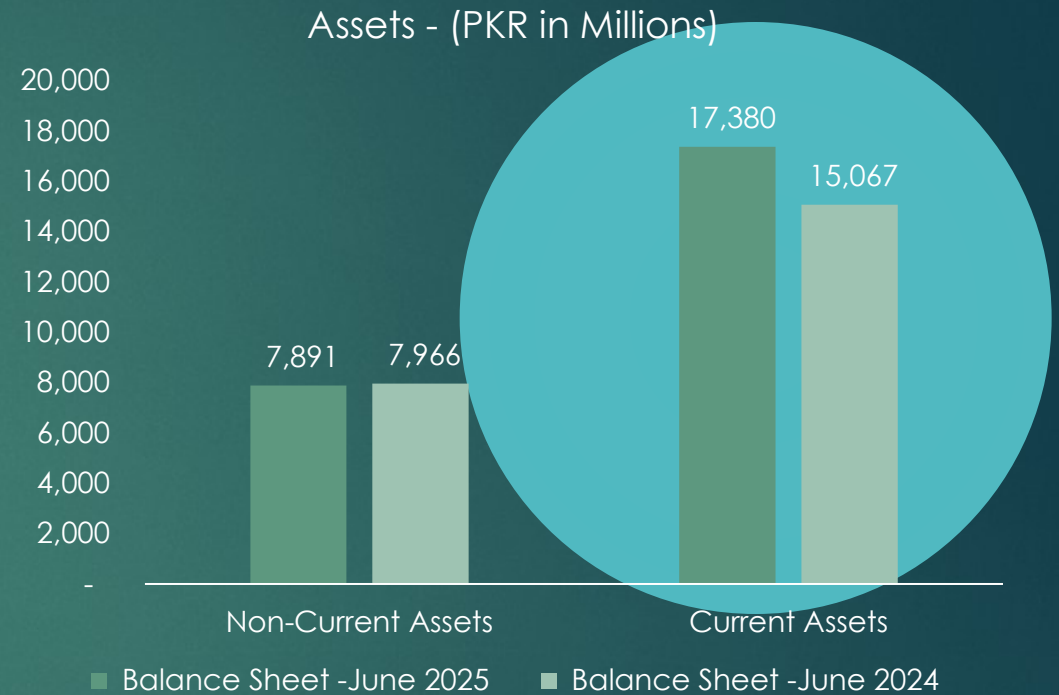
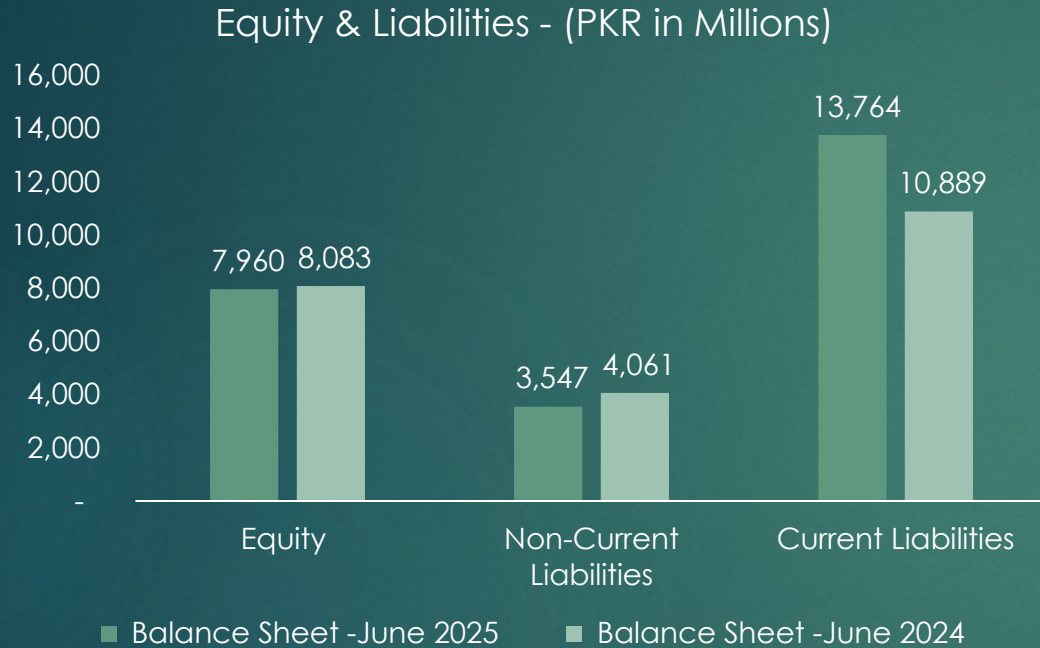
Breakup Value per Share
1,237.63

Market Value per Share
319.89

Dividend per Share
“Nil”

Loss per Share
-15.06

Statement of Financial Position as at June 30, 2025

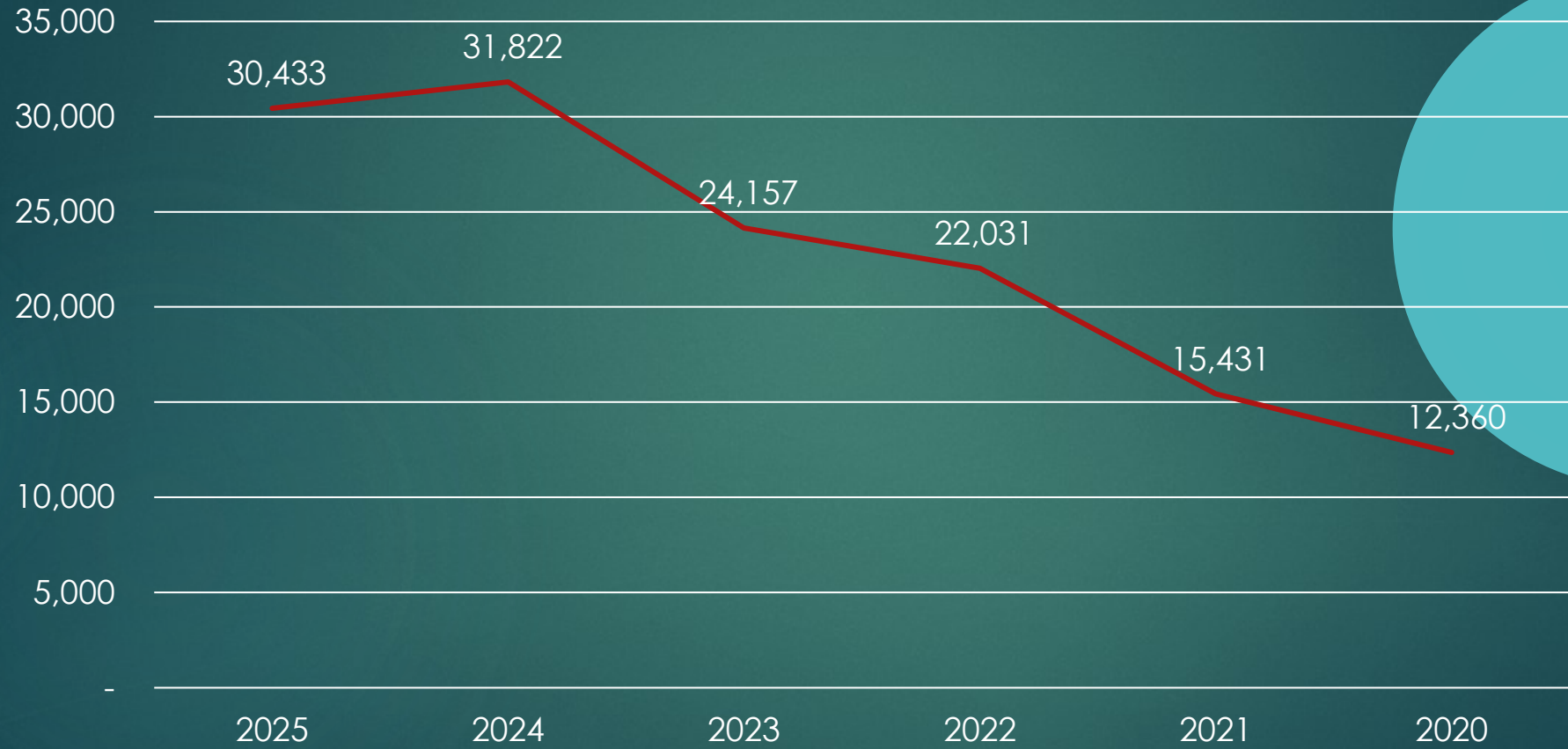


Blessed Textiles Limited
Statement of Profit or Loss
For The Year Ended 30 June 2025

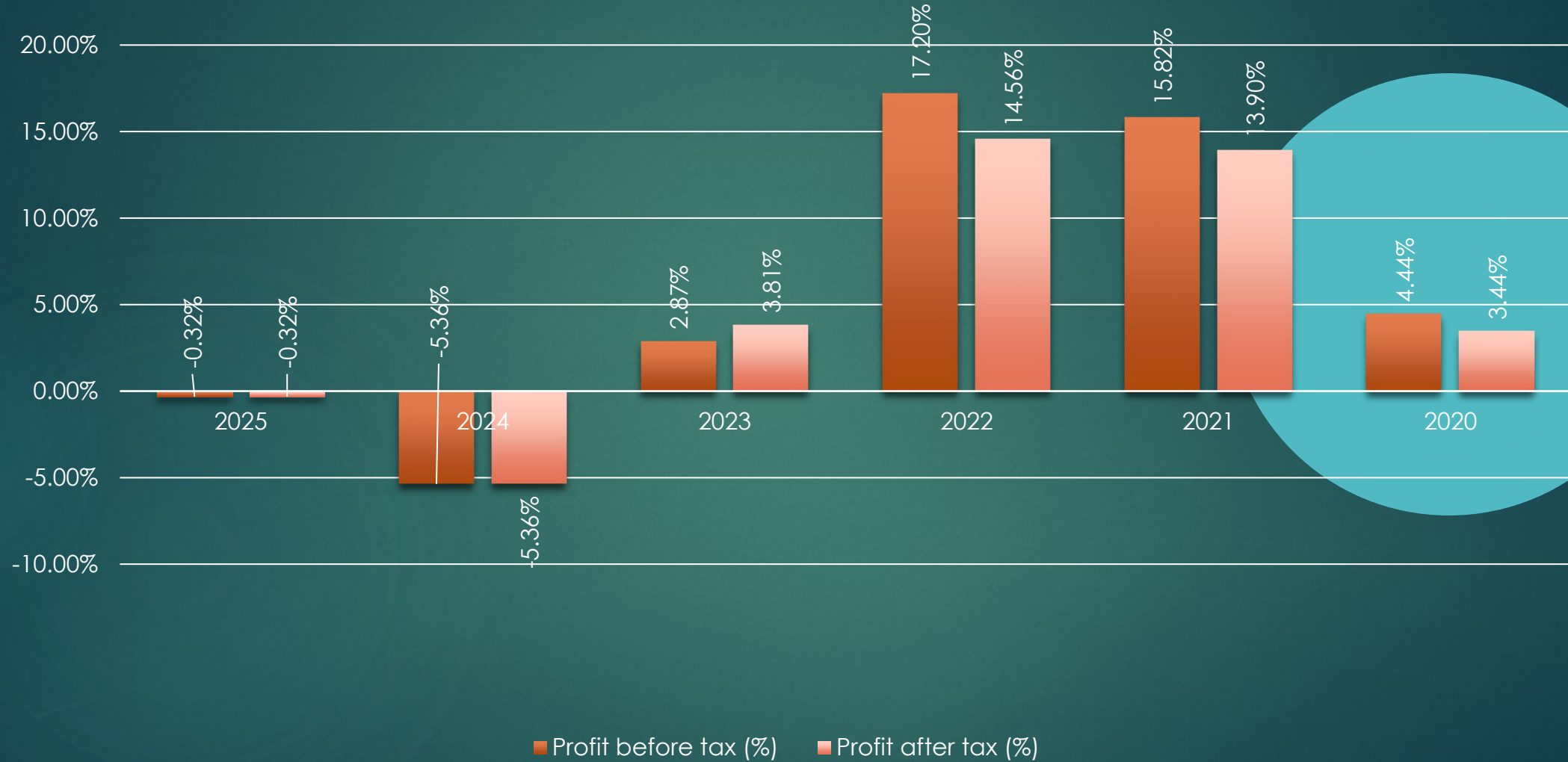
	30-Jun-25 <i>Rupees</i>	30-Jun-24 <i>Rupees</i>
Revenue from contracts with customers	30,433,100,980	31,821,773,255
Cost of sales	(28,238,816,781)	(30,599,709,962)
Gross profit	2,194,284,199	1,222,063,293
Other income	133,238,122	128,518,564
Selling and distribution expenses	(440,590,414)	(484,723,784)
Administrative expenses	(340,328,779)	(287,991,423)
Other expenses	(14,851,375)	(17,010,085)
	(795,770,568)	(789,725,292)
Impairment (allowance)/reversals for expected credit losses	(7,424,737)	4,635,857
Operating profit	1,524,327,016	565,492,422
Finance costs	(1,248,199,536)	(1,988,895,082)
Profit before levies and income taxes	276,127,480	(1,423,402,660)
Provision for levies	(373,009,078)	(282,828,805)
Loss before taxation	(96,881,598)	(1,706,231,465)
Provision for income taxes	-	-
Loss after taxation	(96,881,598)	(1,706,231,465)
Basic Loss per share	(15.06)	(265.27)



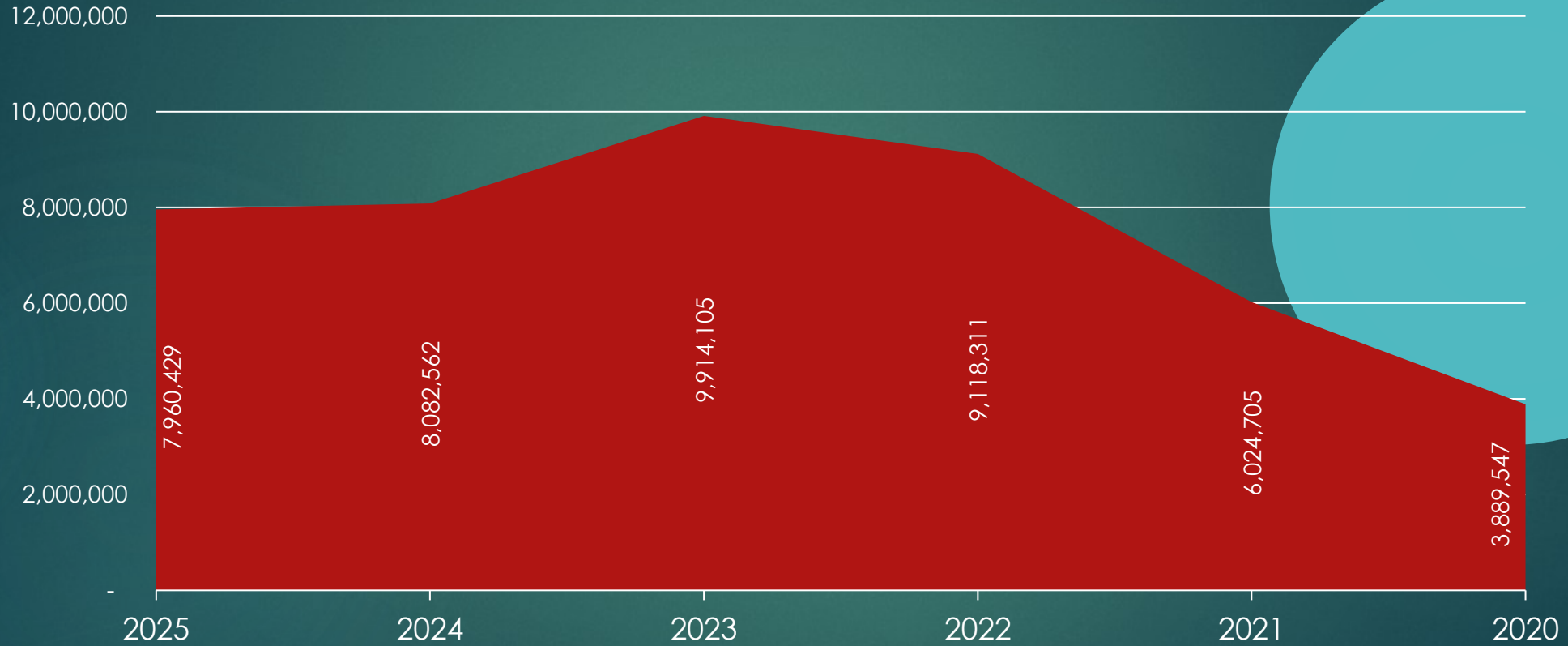
Turnover - PKR in Million



PBT & PAT - %

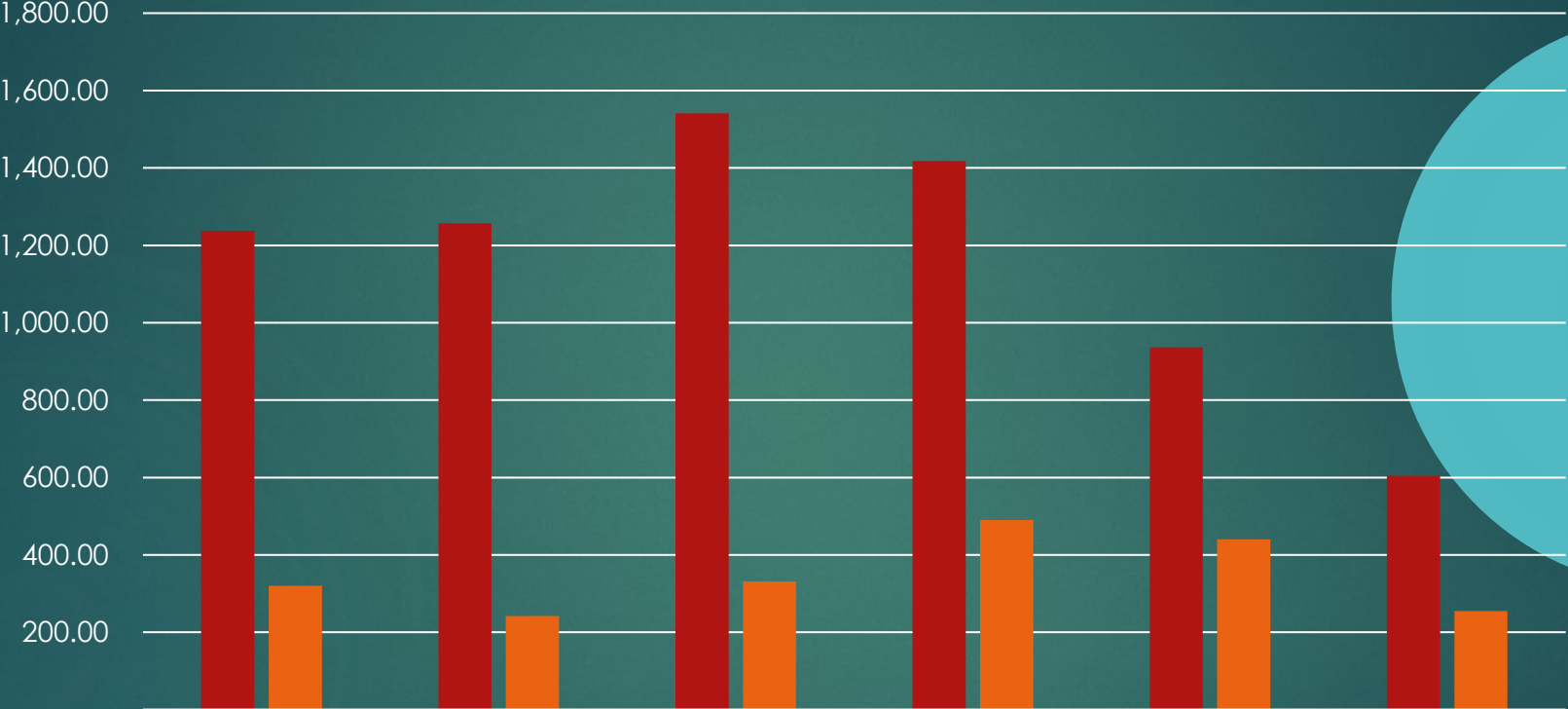


Shareholder Equity



Breakup and Marker Per Share

Chart Title

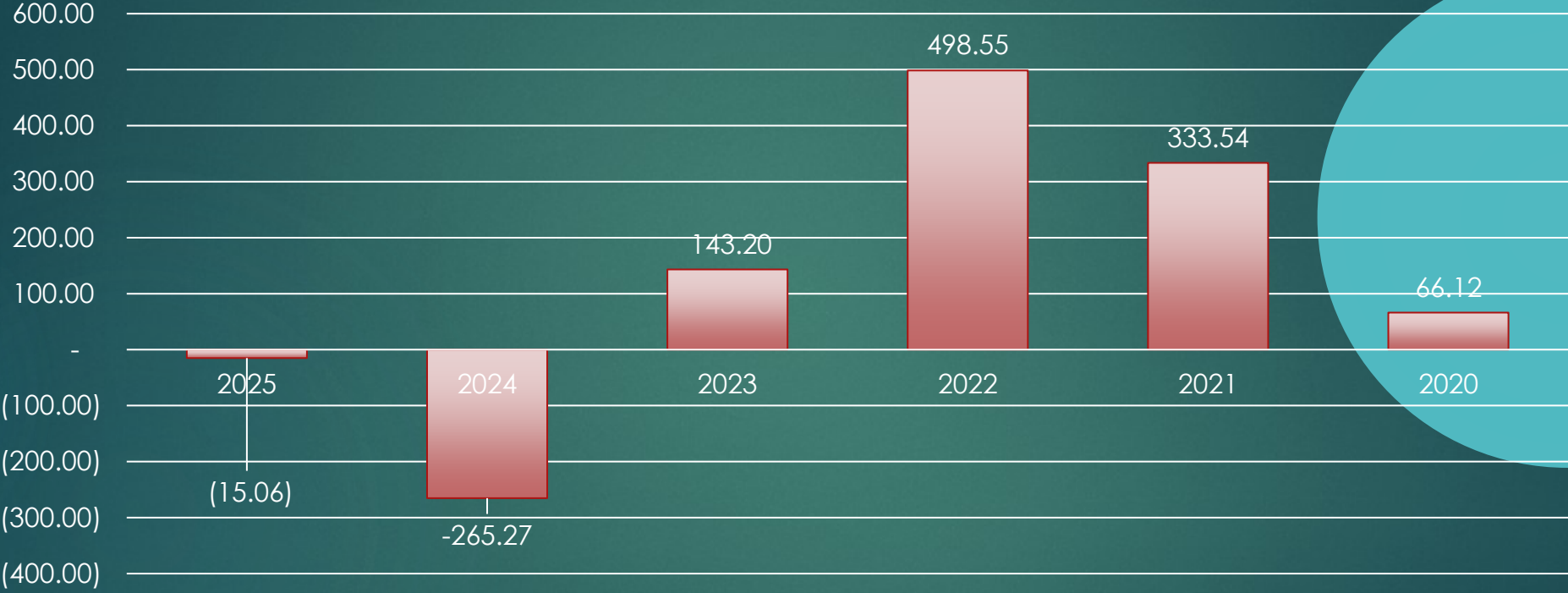


	2025	2024	2023	2022	2021	2020
Breakup value per share	1,237.63	1,256.62	1,541.37	1,417.65	936.68	604.72
Market value of share	319.89	241.99	331.62	490.00	440.00	255.00

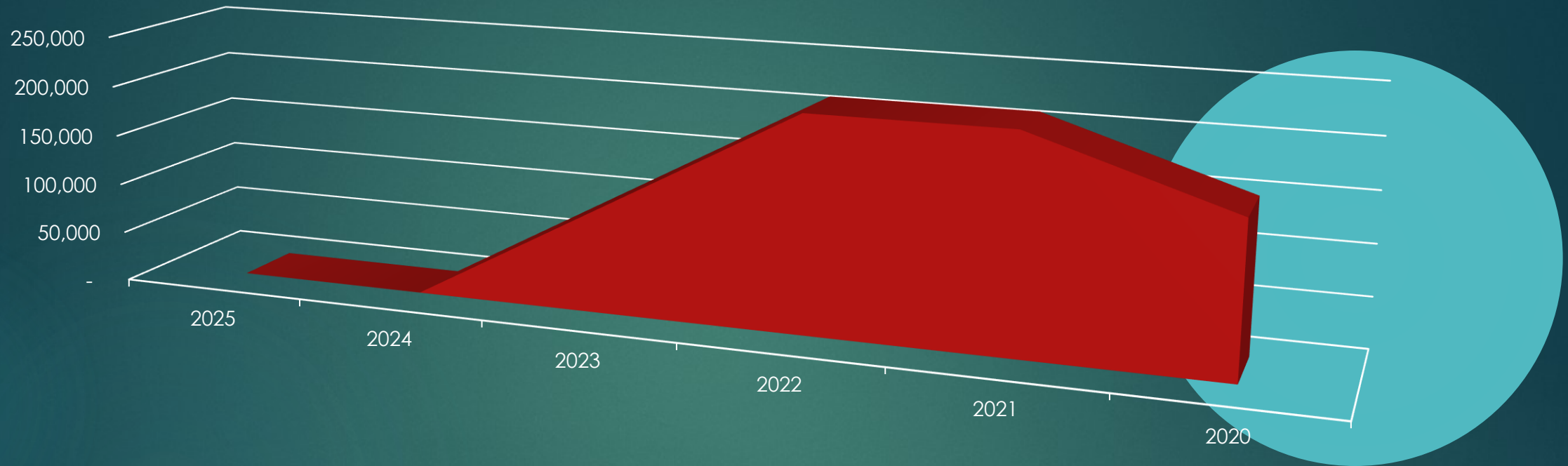
Breakup value per share Market value of share



Earnings/(Loss) per share - Rupees per share



Cash Dividend - PKR in ('000)



	2025	2024	2023	2022	2021	2020
■ Cash Dividend - PKR in ('000)	-	-	106,128	212,256	212,256	150,509

Historical Data

Spinning Unit

Spindle installed

Spindles worked

Installed capacity after conversion into 20/s count - Kg

Actual production converted into 20s - Kg

	2025	2024	2023	2022	2021	2020
Spindle installed	87,888	86,496	86,496	73,440	72,240	68,640
Spindles worked	87,888	86,496	86,496	73,440	72,240	68,640
Installed capacity after conversion into 20/s count - Kg	35,700,000	35,154,000	35,154,000	29,570,000	27,583,000	23,405,000
Actual production converted into 20s - Kg	33,549,000	29,939,000	26,369,000	28,551,000	26,639,000	25,354,000

Weaving Unit

Air jet looms installed

Air jet looms worked

Installed capacity after conversion into 50 picks - Meter

Actual production converted to 50 picks - Meter

Air jet looms installed	150	150	150	150	150	140
Air jet looms worked	150	150	150	150	150	140
Installed capacity after conversion into 50 picks - Meter	27,930,000	27,848,000	27,848,000	30,866,000	29,355,000	29,355,000
Actual production converted to 50 picks - Meter	21,428,000	27,930,000	25,061,000	25,044,000	23,820,000	23,714,000

Ratios	2025	2024	2023	2022	2021	2020
Performance						
Sales growth percentage - Year to Year basis	-4.36%	31.73%	9.65%	42.77%	24.85%	0.11%
Gross profit (%)	7.21%	3.84%	10.65%	22.94%	21.45%	10.10%
Profit/(Loss) before tax -%	-0.32%	-5.36%	2.87%	17.20%	15.82%	4.44%
Profit/(Loss) after tax - %	-0.32%	-5.36%	3.81%	14.56%	13.90%	3.44%
Valuation						
Breakup value per share	1,237.63	1,256.62	1,541.37	1,417.65	936.68	604.72
Market value of share	319.89	241.99	331.62	490.00	440.00	255.00
Profitability						
Earnings/(Loss) per share	(15.06)	(265.27)	143.20	498.55	333.54	66.12
Price earning ratio	(21.24)	(0.91)	2.32	0.98	1.32	3.86
Leverage						
Gearing ratio	1.65	1.40	1.42	0.66	0.39	1.41
Debt to equity (%)	39.66%	45.95%	44.91%	33.58%	31.42%	50.38%
Interest covering ratio	0.92	0.14	1.69	18.13	11.86	2.79
Liquidity ratio						
Current ratio	1.26	1.38	1.49	2.25	4.61	1.62

Question & Answers Session

The honorable guest and shareholders of the company are requested to proceed for questions and answer session with regard to the financial statements for the year ended June 30, 2025.

Thanks

