

October 30, 2025

The General Manager  
Pakistan Stock Exchange Limited  
Stock Exchange Building  
Stock Exchange Road  
Karachi

SUBJECT: **FINANCIAL RESULTS FOR THE PERIOD ENDED**  
**SEPTEMBER 30, 2025**

Dear Sir,

We have to inform you that the Board of Directors of the Company in its meeting held on Thursday, October 30, 2025 at 11:00 am at the Registered Office of the Company at 17, Bangaloro Town, Main Shahrah-e-Faisal, Karachi, has recommended the following:

- |      |                        |     |
|------|------------------------|-----|
| I.   | Cash Dividend:         | Nil |
| II.  | Bonus Shares:          | Nil |
| III. | Right Shares:          | Nil |
| IV.  | Any other entitlement: | Nil |

The financial results of the Company for the period ended September 30, 2025 are attached herewith.

The Quarterly Report of the Company for the period ended September 30, 2025 will be transmitted through PUCARS separately within the specified time.

Regards,

For **Ismail Industries Limited**

  
Abdul Basit  
Company Secretary



Encl: As stated above

ISMAIL INDUSTRIES LIMITED  
UNCONSOLIDATED CONDENSED INTERIM STATEMENT OF FINANCIAL POSITION  
AS AT SEPTEMBER 30, 2025


	Note	(Un-audited) September 30, 2025	(Audited) June 30, 2025
		-----Rupees-----	
<b>ASSETS</b>			
<b>Non-current assets</b>			
Property, plant and equipment	8	31,948,079,607	32,216,737,745
Long term investments		14,212,984,784	14,244,663,562
Long term deposits		24,612,249	24,213,915
<b>Total non-current assets</b>		<b>46,185,676,640</b>	<b>46,485,615,222</b>
<b>Current assets</b>			
Stores and spares		944,384,107	890,827,624
Stock-in-trade	9	17,044,681,012	16,969,470,041
Trade debts		14,243,344,996	13,317,024,257
Loans and advances		2,275,357,976	3,963,308,373
Loans to subsidiaries and associate		9,682,000,000	9,412,000,000
Short-term deposits and prepayments		31,625,644	29,776,319
Short term investments		5,044,496,910	1,816,010,034
Other receivables		6,379,943,449	6,614,810,120
Taxation and levies - net		1,714,404,003	2,013,576,373
Cash and bank balances		1,262,317,105	592,185,730
<b>Total current assets</b>		<b>58,622,555,202</b>	<b>55,618,988,871</b>
<b>Total assets</b>		<b>104,808,231,842</b>	<b>102,104,604,093</b>
<b>EQUITY AND LIABILITIES</b>			
<b>Share capital and reserves</b>			
Authorized share capital 250,000,000 (June 2025: 250,000,000) ordinary shares of Rs. 10 each		2,500,000,000	2,500,000,000
Issued, subscribed and paid-up share capital		663,569,400	663,569,400
Reserves		29,494,471,390	28,760,151,452
<b>Total shareholders' equity</b>		<b>30,158,040,790</b>	<b>29,423,720,852</b>
<b>Non-current liabilities</b>			
Long term finances - secured	10	24,272,078,637	24,805,276,880
Deferred liabilities		3,583,807,561	3,464,561,126
<b>Total non-current liabilities</b>		<b>27,855,886,198</b>	<b>28,269,838,006</b>
<b>Current liabilities</b>			
Trade and other payables		11,514,349,610	10,651,742,109
Accrued mark-up		703,293,201	876,775,394
Short term finance - secured	11	17,987,520,563	17,814,596,870
Islamic redeemable sukuk		8,000,000,000	8,000,000,000
Current maturity of long term finances - secured	10	6,725,960,121	6,173,168,032
Unpaid dividend		331,784,700	-
Unclaimed dividend		5,965,586	5,965,586
Advances from customers - unsecured		1,525,431,073	888,797,244
<b>Total current liabilities</b>		<b>46,794,304,854</b>	<b>44,411,045,235</b>
<b>Total liabilities</b>		<b>74,650,191,052</b>	<b>72,680,883,241</b>
<b>Total equity and liabilities</b>		<b>104,808,231,842</b>	<b>102,104,604,093</b>


**Contingencies and commitments**

12

The annexed selected notes from 1 to 18 form an integral part of these unconsolidated condensed interim financial

  
Munsarim Saifullah  
Chief Executive Officer

  
Maqsood Ismail Ahmed  
Director


  
Ahmed Raza Parakh  
Chief Financial Officer

**ISMAIL INDUSTRIES LIMITED**  
**UNCONSOLIDATED CONDENSED INTERIM STATEMENT OF PROFIT OR LOSS**  
**AND OTHER COMPREHENSIVE INCOME (UN-AUDITED)**  
**FOR THE THREE MONTHS PERIOD ENDED SEPTEMBER 30, 2025**

	Note	Three-months Period Ended	
		September 30, 2025	September 30, 2024
-----Rupees-----			
Sales - gross	14.1	29,005,775,583	29,053,985,225
Sales return and discounts		(982,166,005)	(824,149,220)
Export Rebate		13,472,652	5,486,158
		(968,693,353)	(818,663,062)
		28,037,082,230	28,235,322,163
Sales tax		(2,909,414,713)	(2,315,200,169)
Sales - net		25,127,667,517	25,920,121,994
Cost of sales	14.1	(20,409,492,941)	(20,057,981,827)
<b>Gross profit</b>		4,718,174,576	5,862,140,167
Selling and distribution expenses	14.1	(2,120,561,996)	(2,231,887,470)
Administrative expenses	14.1	(485,497,616)	(448,239,341)
<b>Operating profit</b>		2,112,114,964	3,182,013,356
Other operating expenses		(157,703,578)	(184,173,810)
		1,954,411,386	2,997,839,546
Other income		433,933,370	247,998,711
		2,388,344,756	3,245,838,257
Finance cost		(1,152,327,698)	(1,675,168,425)
		1,236,017,058	1,570,669,832
Share of profit from associated company-net		392,600,676	185,678,811
<b>Profit before levies and taxation</b>		1,628,617,734	1,756,348,643
Levies		(297,718,937)	(284,131,663)
Taxation		(265,611,559)	(36,685,548)
<b>Profit after taxation</b>		1,065,287,238	1,435,531,432
<b>Other Comprehensive Income</b>			
<b>Item that will not be reclassified to statement of profit or loss in</b>			
Share of other comprehensive loss from associate - net of tax		-	(61,047,038)
Unrealized gain on remeasurement of investment classified as fair value through OCI -net of tax		817,400	-
Other comprehensive loss for the period - net of tax		817,400	(61,047,038)
<b>Total comprehensive income for the period</b>		<b>1,066,104,638</b>	<b>1,374,484,394</b>
<b>Earnings per share - basic &amp; diluted</b>		<b>16.05</b>	<b>21.63</b>

The annexed selected notes from 1 to 18 form an integral part of these unconsolidated condensed interim financial statements.

  
**Munsarim Saifullah**  
 Chief Executive Officer

  
**Maqsood Ismail Ahmed**  
 Director


  
**Ahmed Raza Parekh**  
 Chief Financial Officer


ISMAIL INDUSTRIES LIMITED  
UNCONSOLIDATED CONDENSED INTERIM STATEMENT OF CHANGES IN EQUITY (UN-AUDITED)  
FOR THE THREE MONTHS PERIOD ENDED SEPTEMBER 30, 2025

	Total Reserves						Total shareholders' equity	
	Capital reserve		Revenue reserve			Total reserves		
	Share premium	Amalgamation reserves	Remeasurement of investment in associated company	Remeasurement of investments at fair value through OCI	Unappropriated profit			
	Rupees							
<b>Balance as at July 01, 2024</b>	663,569,400	1,472,531,500	916,862,067	(206,233,725)	(12,466,400)	21,374,623,488	23,545,316,930	24,208,886,330
<b>Total comprehensive income/(loss) for the period</b>								
Profit for the three months period ended September 30, 2024	-	-	-	-	-	1,435,531,432	1,435,531,432	1,435,531,432
Share of other comprehensive loss from associate - net of tax	-	-	-	(61,047,038)	-	-	(61,047,038)	(61,047,038)
Total comprehensive income/(loss) for the period	-	-	-	(61,047,038)	-	1,435,531,432	1,374,484,394	1,374,484,394
<b>Transaction with owners, recognized directly in equity</b>								
Final cash dividend for the year ended June 30, 2024 @ Rs.10 per share	-	-	-	-	-	(663,569,400)	(663,569,400)	(663,569,400)
<b>Balance as at September 30, 2024</b>	663,569,400	1,472,531,500	916,862,067	(267,280,763)	(12,466,400)	22,146,585,520	24,256,231,924	24,919,801,324
<b>Balance as at July 01, 2025</b>	663,569,400	1,472,531,500	916,862,067	(47,062,121)	(33,529,700)	26,451,349,706	28,760,151,452	29,423,720,852
<b>Total comprehensive income/(loss) for the period</b>								
Profit for the three months period ended September 30, 2024	-	-	-	-	-	1,065,287,238	1,065,287,238	1,065,287,238
Unrealized gain on remeasurement of investment classified as fair value through OCI -net of tax	-	-	-	-	817,400	-	817,400	817,400
Total comprehensive income for the period	-	-	-	-	817,400	1,065,287,238	1,066,104,638	1,066,104,638
<b>Transaction with owners, recognized directly in equity</b>								
Final cash dividend for the year ended June 30, 2025 @ Rs.5 per share	-	-	-	-	-	(331,784,700)	(331,784,700)	(331,784,700)
<b>Balance as at September 30, 2025</b>	663,569,400	1,472,531,500	916,862,067	(47,062,121)	(32,712,300)	27,184,852,244	29,494,471,390	30,158,040,790

The annexed selected notes from 1 to 18 form an integral part of these unconsolidated condensed interim financial statements.

  
Munsarim Saifullah  
Chief Executive Officer

  
Maqsood Ismail Ahmed  
Director


  
Ahmed Raza Parekh  
Chief Financial Officer


**ISMAIL INDUSTRIES LIMITED**  
**UNCONSOLIDATED CONDENSED INTERIM STATEMENT OF CASH FLOWS (UN-AUDITED)**  
**FOR THE THREE MONTHS PERIOD ENDED SEPTEMBER 30, 2025**

	Note	September 30, 2025	September 30, 2024
-----Rupees-----			
<b>CASH FLOWS FROM OPERATING ACTIVITIES</b>			
Net cash generated operations after working capital changes	13	5,238,713,046	752,946,731
Gratuity paid		(30,266,872)	(47,603,906)
Income tax and levies paid - net		(179,296,833)	(357,810,659)
Long-term deposits - net		(398,334)	(350,000)
<b>Net cash generated operating activities</b>		<b>5,028,751,007</b>	<b>347,182,166</b>
<b>CASH FLOWS FROM INVESTING ACTIVITIES</b>			
Capital expenditure (including CWIP)		(549,376,680)	(412,795,617)
Payments for short-term investment		(3,130,523,173)	(32,743,815)
Receipt from associate against dividend		424,279,454	-
Proceeds from disposal of property, plant and equipment		30,293,119	31,975,102
<b>Net cash used in investing activities</b>		<b>(3,225,327,280)</b>	<b>(413,564,330)</b>
<b>CASH FLOWS FROM FINANCING ACTIVITIES</b>			
Receipts/(Payments) from long term finances - net		19,593,846	(1,642,166,137)
Short term finance obtained - net		(369,500,422)	3,200,553,213
Receipts from islamic redeemable sukuk		-	1,000,000,000
Interest / mark-up paid		(1,325,809,891)	(2,197,592,802)
<b>Net cash (used in) /generated from financing activities</b>		<b>(1,675,716,467)</b>	<b>360,794,274</b>
<b>Net increase in cash and cash equivalents</b>		<b>127,707,260</b>	<b>294,412,110</b>
Cash and cash equivalents at the beginning of the period		(2,817,157,867)	(2,641,953,535)
<b>Cash and cash equivalents at the end of the period</b>		<b>(2,689,450,607)</b>	<b>(2,347,541,425)</b>
Cash and bank balances		1,262,317,105	1,444,483,988
Running finances under mark-up arrangements		(3,951,767,712)	(3,792,025,413)
		<b>(2,689,450,607)</b>	<b>(2,347,541,425)</b>

The annexed selected notes from 1 to 18 form an integral part of these unconsolidated condensed interim financial statements.

  
**Munsarim Saifullah**  
 Chief Executive Officer

  
~~Maqsood Ismail Ahmed~~  
 Director

  
**Ahmed Raza Parekh**  
 Chief Financial Officer

ISMAIL INDUSTRIES LIMITED  
CONSOLIDATED CONDENSED INTERIM STATEMENT OF FINANCIAL POSITION  
AS AT SEPTEMBER 30, 2025

	Note	(Un-audited) September 30, 2025	(Audited) June 30, 2025
-----Rupees-----			
<b>ASSETS</b>			
<b>Non-current assets</b>			
Property, plant and equipment	8	46,944,727,015	46,290,003,286
Right-of-use assets	8	1,179,391,334	1,204,363,692
Goodwill		12,173,553	12,173,553
Long term investments		5,221,507,962	5,253,186,740
Long term deposits		32,274,932	31,876,598
<b>Total non-current assets</b>		<b>53,390,074,796</b>	<b>52,791,603,869</b>
<b>Current assets</b>			
Stores and spares		1,048,200,098	992,390,389
Stock-in-trade	9	25,178,156,331	22,969,311,101
Trade debts		17,433,016,122	15,758,507,990
Loans and advances		2,477,076,594	4,045,414,448
Loan to associate		220,000,000	350,000,000
Short-term deposits and prepayments		59,617,649	50,770,912
Short term investments		6,900,504,581	3,546,270,096
Other receivables		8,465,757,839	8,810,958,369
Taxation and levies - net		3,266,692,395	3,493,212,032
Cash and bank balances		1,982,401,355	1,471,877,809
<b>Total current assets</b>		<b>67,031,422,964</b>	<b>61,488,713,146</b>
<b>Total assets</b>		<b>120,421,497,760</b>	<b>114,280,317,015</b>
<b>EQUITY AND LIABILITIES</b>			
<b>Share capital and reserves</b>			
Authorized share capital 250,000,000 (June 2025: 250,000,000) ordinary shares of Rs. 10 each		2,500,000,000	2,500,000,000
Issued, subscribed and paid-up share capital		663,569,400	663,569,400
Non-controlling interest		617,538,404	700,200,615
Reserves		25,270,577,218	24,821,458,913
<b>Total shareholders' equity</b>		<b>26,551,685,022</b>	<b>26,185,228,928</b>
<b>Non-current liabilities</b>			
Long term finances - secured	10	31,896,219,748	30,573,078,878
Lease liabilities		1,216,161,359	1,217,553,405
Deferred liabilities		3,667,564,668	3,539,092,077
<b>Total non-current liabilities</b>		<b>36,779,945,775</b>	<b>35,329,724,360</b>
<b>Current liabilities</b>			
Trade and other payables		17,146,049,684	14,085,361,914
Accrued mark-up		810,160,953	1,055,710,443
Short term finance - secured	11	20,525,670,356	21,020,018,369
Islamic redeemable sukuk		8,000,000,000	8,000,000,000
Current maturity of long term finances - secured	10	7,633,397,749	6,973,105,660
Current maturity of lease liabilities		6,178,012	9,516,997
Unpaid dividend		331,784,700	-
Unclaimed dividend		5,965,586	5,965,586
Advances from customers - unsecured		2,630,659,923	1,615,684,758
<b>Total current liabilities</b>		<b>57,089,866,963</b>	<b>52,765,363,727</b>
<b>Total liabilities</b>		<b>93,869,812,738</b>	<b>88,095,088,087</b>
<b>Total equity and liabilities</b>		<b>120,421,497,760</b>	<b>114,280,317,015</b>
<b>Contingencies and commitments</b>			
	12		

The annexed selected notes from 1 to 18 form an integral part of these consolidated condensed interim financial statements.

Munsarim Saifullah  
Chief Executive Officer

Maqsood Ismail Ahmed  
Director


Ahmed Reza Parekh  
Chief Financial Officer


ISMAIL INDUSTRIES LIMITED  
CONSOLIDATED CONDENSED INTERIM STATEMENT OF PROFIT OR LOSS  
AND OTHER COMPREHENSIVE INCOME (UN-AUDITED)  
FOR THE THREE MONTHS PERIOD ENDED SEPTEMBER 30, 2025

	Note	Three-months Period Ended	
		September 30, 2025	September 30, 2024
-----Rupees-----			
Sales - gross	14.1	35,349,072,764	35,436,584,907
Sales return and discounts		(1,022,065,156)	(903,644,132)
Export Rebate		13,472,652	5,486,158
		(1,008,592,504)	(898,157,974)
		34,340,480,260	34,538,426,933
Sales tax		(3,986,219,862)	(3,332,336,015)
Sales - net		30,354,260,398	31,206,090,918
Cost of sales	14.1	(25,093,298,572)	(25,089,786,992)
<b>Gross profit</b>		5,260,961,826	6,116,303,926
Selling and distribution expenses	14.1	(2,353,087,531)	(2,457,082,575)
Administrative expenses	14.1	(564,478,883)	(497,961,171)
<b>Operating profit</b>		2,343,395,412	3,161,260,180
Other operating expenses		(158,292,578)	(184,635,810)
		2,185,102,834	2,976,624,370
Other income		447,045,560	272,067,203
		2,632,148,394	3,248,691,573
Finance cost		(1,643,715,896)	(2,493,347,548)
		988,432,498	755,344,025
Share of profit from associated company-net		392,600,676	185,678,811
<b>Profit before levies and taxation</b>		1,381,033,174	941,022,836
Levies		(379,255,624)	(377,006,133)
Taxation		(265,611,559)	(39,212,028)
<b>Profit after taxation</b>		736,165,991	524,804,675
<b>Profit for the period attributable to:</b>			
Shareholders of the Holding Company		818,828,202	748,462,619
Non-controlling interest		(82,662,211)	(223,657,944)
		736,165,991	524,804,675
<b>Other Comprehensive Income</b>			
<b>Item that will not be reclassified to statement of profit or loss in subsequent period</b>			
Share of other comprehensive loss from associate - net of tax		-	(61,047,038)
Unrealized gain on remeasurement of investment classified as fair value through OCI -net of tax		817,400	-
Other comprehensive loss for the period - net of tax		817,400	(61,047,038)
<b>Total comprehensive income for the period</b>		736,983,391	463,757,637
<b>Total Comprehensive income for the period attributable to:</b>			
Shareholders of the Holding Company		819,645,602	687,415,581
Non-controlling interest		(82,662,211)	(223,657,944)
		736,983,391	463,757,637
<b>Earnings per share - basic &amp; diluted</b>	15	12.34	11.28

The annexed selected notes from 1 to 18 form an integral part of these consolidated condensed interim financial statements.

  
Munsarim Saifullah  
Chief Executive Officer

  
Maqsood Ismail Ahmed  
Director


  
Ahmed Raza Parekh  
Chief Financial Officer

ISMAL INDUSTRIES LIMITED  
CONSOLIDATED CONDENSED INTERIM STATEMENT OF CHANGES IN EQUITY (UN-AUDITED)  
FOR THE THREE MONTHS PERIOD ENDED SEPTEMBER 30, 2025

	Total Reserves							Non-controlling Interest	Total shareholders' equity	
	Capital reserve		Revenue reserve				Total reserves			
	Share premium	Amalgamation reserves	Remeasurement of investment in associated company	Foreign Currency Translation Reserve	Remeasurement of investments at fair value through OCI	Unappropriated profit				
	----- Rupees -----									
<b>Balance as at July 01, 2024</b>	663,569,400	1,472,531,500	916,862,067	(206,233,725)	-	(12,466,400)	18,933,669,807	21,104,363,249	893,490,560	22,661,423,209
<b>Total comprehensive income/(loss) for the period</b>										
Profit for the three months period ended September 30, 2024	-	-	-	-	-	-	748,462,619	748,462,619	(223,657,944)	524,804,675
Share of other comprehensive loss from associate - net of tax	-	-	-	(61,047,038)	-	-	-	(61,047,038)	-	(61,047,038)
Total comprehensive income/(loss) for the period	-	-	-	(61,047,038)	-	-	748,462,619	687,415,581	(223,657,944)	463,757,637
<b>Transaction with owners, recognized directly in equity</b>										
Final cash dividend for the year ended June 30, 2024 @ Rs.10 per share	-	-	-	-	-	-	(663,569,400)	(663,569,400)	-	(663,569,400)
<b>Balance as at September 30, 2024</b>	<u>663,569,400</u>	<u>1,472,531,500</u>	<u>916,862,067</u>	<u>(267,280,763)</u>		<u>(12,466,400)</u>	<u>19,018,563,026</u>	<u>21,128,209,430</u>	<u>669,832,616</u>	<u>22,461,611,446</u>
<b>Balance as at July 01, 2025</b>	663,569,400	1,472,531,500	916,862,067	(47,062,121)	43,970,663	(33,529,700)	22,468,686,504	24,821,458,913	700,200,615	26,185,228,928
<b>Total comprehensive income/(loss) for the period</b>										
Profit for the three months period ended September 30, 2024	-	-	-	-	(38,742,597)	-	818,828,202	780,085,605	(82,662,211)	697,423,394
Unrealized gain on remeasurement of investment classified as fair value through OCI -net of tax	-	-	-	-	-	817,400	-	817,400	-	817,400
Total comprehensive income/(loss) for the period	-	-	-	-	(38,742,597)	817,400	818,828,202	780,903,005	(82,662,211)	698,240,794
<b>Transaction with owners, recognized directly in equity</b>										
Final cash dividend for the year ended June 30, 2025 @ Rs.5 per share	-	-	-	-	-	-	(331,784,700)	(331,784,700)	-	(331,784,700)
<b>Balance as at September 30, 2025</b>	<u>663,569,400</u>	<u>1,472,531,500</u>	<u>916,862,067</u>	<u>(47,062,121)</u>	<u>5,228,066</u>	<u>(32,712,300)</u>	<u>22,955,730,006</u>	<u>25,270,577,218</u>	<u>617,538,404</u>	<u>26,551,685,022</u>

The annexed selected notes from 1 to 18 form an integral part of these consolidated condensed interim financial statements.

  
Munsarim Saifullah  
Chief Executive Officer

  
Maqsood Ismail Ahmed  
Director


  
Ahmed Raza Parekh  
Chief Financial Officer


**ISMAIL INDUSTRIES LIMITED**  
**CONSOLIDATED CONDENSED INTERIM STATEMENT OF CASH FLOWS (UN-AUDITED)**  
**FOR THE THREE MONTHS PERIOD ENDED SEPTEMBER 30, 2025**

	Note	September 30, 2025	September 30, 2024
		-----Rupees-----	
<b>CASH FLOWS FROM OPERATING ACTIVITIES</b>			
Net cash generated operations after working capital changes	13	5,734,465,507	2,619,706,899
Gratuity paid		(32,049,971)	(57,234,400)
Income tax and levies paid - net		(333,486,253)	(472,327,061)
Long-term deposits - net		(398,334)	(1,154,825)
<b>Net cash generated operating activities</b>		<b>5,368,530,949</b>	<b>2,088,990,613</b>
<b>CASH FLOWS FROM INVESTING ACTIVITIES</b>			
Capital expenditure (including CWIP)		(1,684,676,466)	(886,574,812)
Payments for short-term investment		(3,235,760,737)	(32,029,517)
Receipt from associate against dividend		424,279,454	-
Proceeds from disposal of property, plant and equipment		33,843,118	31,975,102
<b>Net cash used in investing activities</b>		<b>(4,462,314,631)</b>	<b>(886,629,227)</b>
<b>CASH FLOWS FROM FINANCING ACTIVITIES</b>			
Receipts/(Payments) from long term finances - net		1,983,432,959	(1,750,433,861)
Receipts/(Payments) against lease liabilities		13,695,728	(3,008,115)
Short term finance obtained - net		(369,500,422)	3,539,753,037
Receipts from islamic redeemable sukuk		-	1,000,000,000
Interest / mark-up paid		(1,889,265,386)	(2,845,128,274)
<b>Net cash used in from financing activities</b>		<b>(261,637,121)</b>	<b>(58,817,213)</b>
<b>Net increase in cash and cash equivalents</b>		<b>644,579,197</b>	<b>1,143,544,173</b>
Effects of exchange rate changes on cash and cash equivalents		(9,208,060)	
Cash and cash equivalents at the beginning of the period		(2,642,887,287)	(5,340,922,165)
<b>Cash and cash equivalents at the end of the period</b>		<b>(2,007,516,150)</b>	<b>(4,197,377,992)</b>
Cash and bank balances		1,982,401,355	1,757,432,463
Running finances under mark-up arrangements		(3,989,917,505)	(5,954,810,455)
		<u>(2,007,516,150)</u>	<u>(4,197,377,992)</u>

The annexed selected notes from 1 to 18 form an integral part of these consolidated condensed interim financial statements.

  
**Munsarim Saifullah**  
 Chief Executive Officer

  
**Maqsood Ismail Ahmed**  
 Director

  
**Ahmed Raza Parekh**  
 Chief Financial Officer