


HIRA TEXTILE MILLS LIMITED

CONDENSED INTERIM STATEMENT OF FINANCIAL POSITION AS AT 31 DECEMBER 2024

	<i>Note</i>	31-Dec-24 <i>Rupees</i> [Un-audited]	30-Jun-24 <i>Rupees</i> [Audited]
EQUITY AND LIABILITIES			
EQUITY			
<i>Authorized share capital</i>		400,000,000	400,000,000
Issued share capital		865,779,200	865,779,200
Loan from sponsors		481,500,000	481,500,000
Share premium		82,500,000	82,500,000
Revaluation reserve		1,110,305,921	1,121,054,665
Accumulated losses		(3,230,778,955)	(3,128,250,486)
TOTAL EQUITY		(690,693,834)	(577,416,621)
LIABILITIES			
NON-CURRENT LIABILITIES			
Long term borrowings		1,589,753,394	1,589,753,394
Lease liabilities		1,638,198	1,638,198
Deferred taxation		342,273,800	342,273,800
		1,933,665,392	1,933,665,392
CURRENT LIABILITIES			
Trade and other payables		444,020,970	447,011,099
Short term borrowings		334,970,742	334,970,742
Accrued interest/profit on borrowings		797,599,784	739,931,590
Unclaimed dividend		2,757,215	2,757,216
Current maturity of non-current liabilities		67,057,987	67,057,987
		1,646,406,698	1,591,728,634
TOTAL LIABILITIES		3,580,072,090	3,525,394,026
CONTINGENCIES AND COMMITMENTS			
	6		
TOTAL EQUITY AND LIABILITIES		2,889,378,256	2,947,977,405

The annexed notes from 1 to 18 form an integral part of these condensed interim financial statements



DIRECTOR



CHIEF FINANCIAL OFFICER



CHIEF EXECUTIVE OFFICER


RSRIP
Investment only

HIRA TEXTILE MILLS LIMITED

CONDENSED INTERIM STATEMENT OF FINANCIAL POSITION AS AT 31 DECEMBER 2024

	<i>Note</i>	31-Dec-24 <i>Rupees</i> [Un-audited]	30-Jun-24 <i>Rupees</i> [Audited]
ASSETS			
NON-CURRENT ASSETS			
Property, plant and equipment	7	2,725,728,049	2,782,543,221
Right-of-use assets	8	47,454,017	48,818,081
Investment in associate	9	-	-
Long term deposits		50,509,093	50,509,093
		2,823,691,159	2,881,870,395
CURRENT ASSETS			
Trade receivables		-	245,700
Advances, deposits, prepayments and other receivables		42,521,080	42,530,380
Advance income tax/income tax redunable		23,108,217	23,268,778
Cash and bank balances		57,800	62,152
		65,687,097	66,107,010
TOTAL ASSETS		2,889,378,256	2,947,977,405

The annexed notes from 1 to 18 form an integral part of these condensed interim financial statements



DIRECTOR



CHIEF FINANCIAL OFFICER



CHIEF EXECUTIVE OFFICER

RSRIR
[Signature]


HIRA TEXTILE MILLS LIMITED

CONDENSED INTERIM STATEMENT OF PROFIT OR LOSS

FOR THE SIX-MONTH PERIOD ENDED 31 DECEMBER 2024

	Note	Six-month period ended		Three-month period ended	
		31-Dec-24	31-Dec-23	31-Dec-24	31-Dec-23
		Rupees [Un-audited]	Rupees [Un-audited]	Rupees [Un-audited]	Rupees [Un-audited]
Revenue from contracts with customers		10,704,110	52,365,867	6,282,685	52,365,867
Cost of sales	10	(60,240,903)	(127,190,213)	(30,065,682)	(91,210,860)
Gross loss		(49,536,793)	(74,824,346)	(23,782,997)	(38,844,993)
Administrative expenses		(5,908,831)	(11,439,606)	(1,843,775)	(7,060,770)
Operating loss		(55,445,624)	(86,263,952)	(25,626,772)	(45,905,763)
Finance costs		(57,671,028)	(57,670,527)	(28,834,097)	(28,836,430)
Loss before income taxes		(113,116,652)	(143,934,479)	(54,460,869)	(74,742,193)
Provision for income taxes	11	(160,561)	(733,500)	(160,561)	(733,500)
Loss after income taxes		(113,277,213)	(144,667,979)	(54,621,430)	(75,475,693)
Basic loss per share		(1.31)	(1.67)	(0.63)	(0.87)

The annexed notes from 1 to 18 form an integral part of these condensed interim financial statements



DIRECTOR



CHIEF FINANCIAL OFFICER



CHIEF EXECUTIVE OFFICER

RSRIR
2024-12-31-2024-12-31 only

HIRA TEXTILE MILLS LIMITED

CONDENSED INTERIM STATEMENT OF COMPREHENSIVE INCOME FOR THE SIX-MONTH PERIOD ENDED 31 DECEMBER 2024

	Six-month period ended		Three-month period ended	
	31-Dec-24	31-Dec-23	31-Dec-24	31-Dec-23
	<i>Rupees</i>	<i>Rupees</i>	<i>Rupees</i>	<i>Rupees</i>
	[Un-audited]	[Un-audited]	[Un-audited]	[Un-audited]
Loss after income taxes	(113,277,213)	(144,667,979)	(54,621,430)	(75,475,693)
Other comprehensive Income	-	-	-	-
Total comprehensive income	(113,277,213)	(144,667,979)	(54,621,430)	(75,475,693)


The annexed notes from 1 to 18 form an integral part of these condensed interim financial statements



DIRECTOR



CHIEF FINANCIAL OFFICER



CHIEF EXECUTIVE OFFICER


RSRIR
10/10/2024

HIRA TEXTILE MILLS LIMITED

CONDENSED INTERIM STATEMENT OF CASH FLOWS FOR THE SIX-MONTH PERIOD ENDED 31 DECEMBER 2024

	Six-month period ended	
	31-Dec-24	31-Dec-23
	Rupees	Rupees
	[Un-audited]	[Un-audited]
CASH FLOWS FROM OPERATING ACTIVITIES		
Loss before income taxes	(113,116,652)	(143,934,479)
Adjustments for non-cash and other items	115,847,429	120,669,526
Profit/(loss) before changes in working capital	2,730,777	(23,264,953)
Changes in working capital	(2,735,129)	18,764,867
Cash used in from operations	(4,352)	(4,500,086)
Payments for:		
Income taxes	-	(1,230,691)
Net cash used in from operating activities	(4,352)	(5,730,777)
CASH FLOWS FROM INVESTING ACTIVITIES	-	-
CASH FLOWS FROM FINANCING ACTIVITIES	-	-
NET DECREASE IN CASH AND CASH EQUIVALENTS	(4,352)	(5,730,777)
CASH AND CASH EQUIVALENTS AT BEGINNING OF THE YEAR	62,152	5,902,993
CASH AND CASH EQUIVALENTS AT END OF THE YEAR	57,800	172,216

The annexed notes from 1 to 18 form an integral part of these condensed interim financial statements



DIRECTOR



CHIEF FINANCIAL OFFICER

4. 


CHIEF EXECUTIVE OFFICER
RISKER
for their education only

HIRA TEXTILE MILLS LIMITED

CONDENSED INTERIM STATEMENT OF CHANGES IN EQUITY FOR THE SIX-MONTH PERIOD ENDED 31 DECEMBER 2024

	Share capital		Loan from sponsors	Capital reserves			Accumulated losses	Total equity
	Issued share capital			Share premium	Revaluation reserve	Total		
	Rupees	Rupees	Rupees	Rupees	Rupees	Rupees	Rupees	
Balance as at 01 July 2023 - [Audited]	865,779,200	481,500,000	82,500,000	1,133,826,295	1,216,126,295	(2,859,562,232)	(296,156,737)	
Comprehensive Income								
Loss after income taxes	-	-	-	-	-	(144,867,979)	(144,867,979)	
Other comprehensive income	-	-	-	-	-	-	-	
	-	-	-	-	-	(144,867,979)	(144,867,979)	
Other transactions								
Incremental depreciation	-	-	-	(12,571,830)	(12,571,830)	12,571,830	-	
	-	-	-	(12,571,830)	(12,571,830)	12,571,830	-	
Transaction with owners								
Balance as at 31 December 2023 - [Un-audited]	865,779,200	481,500,000	82,500,000	1,121,054,665	1,203,554,665	(2,991,658,581)	(440,824,716)	
Balance as at 01 January 2023 - [Un-audited]	865,779,200	481,500,000	82,500,000	1,121,054,665	1,203,554,665	(2,991,658,581)	(440,824,716)	
Comprehensive income/(loss)								
Loss after income taxes	-	-	-	-	-	(138,591,905)	(138,591,905)	
Other comprehensive income	-	-	-	-	-	-	-	
	-	-	-	-	-	(138,591,905)	(138,591,905)	
Other transactions								
Incremental depreciation	-	-	-	(11,314,466)	(11,314,466)	11,314,466	-	
	-	-	-	-	-	-	-	
Transaction with owners								
Balance as at 30 June 2024 - [Audited]	865,779,200	481,500,000	82,500,000	1,121,054,665	1,203,554,665	(3,128,250,486)	(577,416,621)	
Balance as at 01 July 2024	865,779,200	481,500,000	82,500,000	1,121,054,665	1,203,554,665	(3,128,250,486)	(577,416,621)	
Comprehensive income								
Loss after income taxes	-	-	-	-	-	(113,277,213)	(113,277,213)	
Other comprehensive income	-	-	-	-	-	-	-	
	-	-	-	-	-	(113,277,213)	(113,277,213)	
Other transactions								
Incremental depreciation	-	-	-	(10,748,744)	(10,748,744)	10,748,744	-	
	-	-	-	(10,748,744)	(10,748,744)	10,748,744	-	
Transaction with owners								
Balance as at 31 December 2024 - [Un-audited]	865,779,200	481,500,000	82,500,000	1,110,305,921	1,192,805,921	(3,230,778,955)	(690,683,834)	

The annexed notes from 1 to 18 form an integral part of these condensed interim financial statements


DIRECTOR


CHIEF FINANCIAL OFFICER

4. 
CHIEF EXECUTIVE OFFICER

RSB IR
11/11/2024